

Raw Materials


VPRC is "Builder-Friendly" when it comes to providing the basics to build a quality race car at home. Look to us for your tubing, flat stock, aluminum sheet and steel sheet needs. We stock in volume to keep your cost low. VPRC stocks a wide variety of DOM, Mild Steel and Chrome Moly tubing. If you don't see the size you want, call us! We'll custom order.

STEEL PLATE & FLAT STOCK

119-17	3/4" x .125" MS Flat Stock SBF	\$5.00
119-00	1" x .125" MS Flat Stock SBF	\$.76
119-01	1-1/2" x .189" MS Flat Stock SBF	\$.72
119-02	1-1/2" x .250" MS Flat Stock SBF	\$.84
119-23	2" x .125" MS Flat Stock SBF	\$1.34
119-03	2" x .189" MS Flat Stock SBF	\$1.48
119-08	2-1/2" x .189" MS Flat Stock SBF	\$2.86
119-15	3" x .125" MS Flat Stock SBF	\$1.90
119-26	3" x .250" MS Flat Stock SBF	\$2.60
119-16	4" x .125" MS Flat Stock SBF	\$3.60
119-04	4" x .189" MS Flat Stock SBF	\$2.20
119-09	4" x .250" MS Flat Stock SBF	\$1.98
119-18	6" x .125" MS Flat Stock SBF	\$12.16
119-24	2" x .250" CM Plate SBF	\$14.00
119-14	4" x .125" CM Plate SBF	\$14.56
119-11	4" x .189" CM Plate SBF	\$18.72
119-13	6" x .125" CM Plate SBF	\$16.48
119-06	12" x .125" CM Plate SBF	\$61.67
119-12	12" x .250" CM Plate SBF	\$47.88
119-07	36" x .063" CM Plate SBF	\$26.80
119-10	36" x .050" CM Plate SBF	\$18.00
119-22	1/8" Cold Rolled Steel Plate SBF	\$6.80
119-21	1-1/4" wide x 1/8" thick 304 Stainless Steel Flat Stock SBF	\$5.00
119-27	6" x .250" CM "N" Steel Strip SBF	\$30.16

STEEL SHEET


178-01	20 ga. Sheetmetal SBF - max size 4' x 10'	\$2.07
178-02	22 ga. Sheetmetal SBF - max size 4' x 10'	\$2.00



CHROME MOLY BAR

410-40	1/2" Solid CM SBF	\$2.35
410-44	3/8" Solid CM SBF	\$13.00

SBF = Sold by the foot



Raw Materials


4130 CHROME MOLY TUBING

410-25	1/4" .035 CM SBF	\$6.22
410-001	1/4" .049 CM SBF	\$5.50
410-26	3/8" .035 CM SBF	\$3.90
410-002	3/8" .049 CM SBF	\$3.90
410-23	3/8" .058 CM SBF	\$3.24
410-27	1/2" .035 CM SBF	\$4.40
410-29	1/2" .049 CM SBF	\$4.30
410-00	1/2" .058 CM SBF	\$3.40
410-24	1/2" .095 CM SBF	\$7.20
410-46	5/8" .049 CM SBF	\$3.78
410-015	5/8" .058 CM SBF	\$2.90
410-13	5/8" .120 CM SBF	\$5.60
410-28	3/4" .049 CM SBF	\$3.60
410-01	3/4" .058 CM SBF	\$4.72
410-33	3/4" .065 CM SBF	\$3.76
410-22	3/4" .188 CM SBF	\$11.96
410-02	7/8" .058 CM SBF	\$4.20
410-34	7/8" .065 CM SBF	\$4.80
410-19	7/8" .120 CM SBF	\$8.60
410-37	1" .049 CM SBF	\$4.26
410-03	1" .058 CM SBF	\$3.50
410-15	1" .156 CM SBF	\$8.65
410-47	1-1/8" .049 CM SBF	\$6.12
410-05	1-1/8" .058 CM SBF	\$3.54
410-21	1-1/8" .120 CM SBF	\$8.60
410-38	1-1/4" .049 CM SBF	\$5.42
410-06	1-1/4" .058 CM SBF	\$5.20
410-17	1-1/4" .065 CM SBF	\$4.52
410-07	1-1/4" .095 CM SBF	\$6.10
410-08	1-1/4" .120 CM SBF	\$7.30
410-09	1-3/8" .058 CM SBF	\$4.88
410-43	1-3/8" .065 CM SBF	\$5.60
410-099	1-3/8" .095 CM SBF	\$6.10
410-16	1-3/8" .120 CM SBF	\$4.62
410-41	1-1/2" .049 CM SBF	\$8.34
410-10	1-1/2" .058 CM SBF	\$5.66
410-11	1-1/2" .065 CM SBF	\$5.92
410-35	1-1/2" .095 CM SBF	\$8.22
410-14	1-1/2" .120 CM SBF	\$13.30
410-12	1-5/8" .083 CM SBF	\$8.10
410-36	1-5/8" .095 CM SBF	\$10.14
410-39	1-3/4" .083 CM SBF	\$8.76
410-30	1-3/4" .120 CM SBF	\$10.10
410-20	1-3/4" .156 CM SBF	\$29.30
410-32	2" .049 CM SBF	\$12.00
410-31	3-1/2" .250 CM SBF	\$58.40

**QUANTITY DISCOUNTS
AVAILABLE,
CALL FOR DETAILS.**

RECTANGLE TUBING

430-06	1" x 1" x .083 MS Square SBF	\$1.74
430-02	2" x 3" x .083 MS Rectangle SBF	\$4.28
430-05	2" x 4" x .083 MS Rectangle SBF	\$5.46
430-08	2" x 2" x .120 MS Square SBF	\$11.82
430-07	2" x 6" x .120 MS Rectangle SBF	\$8.75
430-11	6" x 4" x .250 MS Rectangle SBF	\$39.06
430-09	2" x 6" x .188 A500 Carbon Rectangle SBF	\$27.77
430-10	1-1/2" 16 Ga HREW Square SBF	\$4.40



HREW MILD STEEL TUBING

420-01	3/4" .120 MS SBF	\$3.30
420-02	1" .120 MS SBF	\$4.62
420-03	1-1/4" .120 MS SBF	\$5.00
420-04	1-1/2" .134 MS SBF	\$5.40
420-05	1-5/8" .134 MS SBF	\$6.80
420-06	1-3/4" .134 MS SBF	\$4.60
420-07	7" .075 MS SBF	\$23.74



DOM TUBING

400-10	3/4" .120 DOM SBF	\$2.00
400-11	3/4" .134 DOM SBF	\$7.52
400-07	3/4" .188 DOM SBF	\$4.48
410-18	7/8" .156 DOM SBF	\$9.10
400-08	7/8" .188 DOM SBF	\$6.40
400-03	1" .134 DOM SBF	\$2.28
400-05	1-1/4" .134 DOM SBF	\$2.62
400-12	1-3/4" .250 DOM SBF	\$5.00
400-14	2-1/8" .156 DOM SBF	\$22.54
400-15	2-1/2" .120 DOM SBF	\$11.58
400-13	3" .250 DOM SBF	\$16.00
400-06	3-1/4" .250 DOM SBF	\$25.74

STAINLESS STEEL TUBING

410-45	4-1/2" Stainless Steel 90° Bend	\$69.37
410-42	1-1/4" .058 Stainless Steel Tube SBF	\$23.68

TUBING SERVICES

400-00	Cut Charge, per cut	\$1.50
400-000	Bend Charge, per bend	\$25.00



STREAMLINE TUBING

440-01	1.685" x .714" x .049 SBF	\$70.68
440-02	2.023" x .857" x .065 SBF	\$26.60
440-03	2.360" x 1" x .058 SBF	\$34.48
444-04	1.012 M SBF	\$28.00



SBF = Sold by the foot

Raw Materials

TITANIUM TUBING

450-12	1/4" .028 Titanium SBF	\$24.21
450-01	1/2" .035 Titanium SBF	\$25.71
450-11	3/8" .042 Titanium SBF	\$25.00
450-16	1/2" .049 Titanium SBF	\$25.57
450-04	3/4" .052 Titanium SBF	\$43.80
450-17	1-3/4" .053 Titanium SBF	\$68.57
450-15	5/8" .054 Titanium SBF	\$37.50
450-05	7/8" .061 Titanium SBF	\$38.80
450-18	1/2" .065 Titanium SBF	\$54.16
450-07	1-1/8" .065 Titanium SBF	\$67.58
450-09	1-1/4" .065 Titanium SBF	\$51.28
450-23	1-3/8" .065 Titanium SBF	\$66.43
450-06	1" .070 Titanium SBF	\$55.00
450-29	1" .088 Titanium SBF	\$48.00
450-10	1-1/4" .090 Titanium SBF	\$89.83
450-28	1.300 .150 x 1" ID Titanium SBF	\$64.23
450-26	7/8" .160 Titanium SBF	\$42.14
450-27	1-1/2" .054 Titanium Tube (sold by inch)	\$5.00

**QUANTITY
DISCOUNTS
AVAILABLE,
CALL FOR
DETAILS.**

TITANIUM SHEET

450-19	12" x 12" x .125" Titanium Sheet SBF	\$300.00
450-22	Grade 2 .050 Titanium Sheet SBF	\$59.54
450-24	Grade 2 .035 Titanium Sheet SBF	\$42.50
450-25	Grade 2 .028 Titanium Sheet SBF	\$25.00

TITANIUM BAR


450-13	3/4" Grade 9 Titanium Bar SBF	\$53.74
450-20	1/2" Grade 5 Titanium Bar SBF	\$27.25
450-21	5/8" Grade 5 Titanium Bar SBF	\$35.71

TITANIUM PLATE & FLAT STOCK

119-28	12" x 12" x .065 Titanium Expanded Metal .250 Diamond Size (sold by inch)	\$.98
--------	---	--------

ALUMINUM TUBING & STOCK

430-015	1/4" x .035 5052 Aluminum SBF	\$2.24
AL180	3/4" x .058 6061 Aluminum SBF	\$2.91
AL181	3/4" x .125 6061 Aluminum SBF	\$3.32
AL177	1" x .058 6061 Aluminum SBF	\$4.50
AL178	1-1/4" x .058 6061 Aluminum SBF	\$5.02
AL179	1-3/8" x .058 6061 Aluminum SBF	\$4.98
AL175	1-1/2" x .058 6061 Aluminum SBF	\$5.46
AL176	1-5/8" x .058 6061 Aluminum SBF	\$6.18
AL185	2-1/2" x .125 6061 Aluminum SBF	\$7.72
AL192	3" x .065 6061 Aluminum U-Bend SBF	\$65.00
AL195	3" x .065 6061 Aluminum 45° Bend SBF	\$37.50
AL193	3" x .065 6061 Aluminum Elbow SBF	\$43.75
AL194	3" x .065 6061 Aluminum Straight SBF	\$16.25
AL188	3-1/2" x .065 6061 Aluminum U-Bend SBF	\$78.75
AL190	3-1/2" x .065 6061 Aluminum Straight SBF	\$22.50
AL189	4" x .065 6061 Aluminum U-Bend SBF	\$101.25
AL191	4" x .065 6061 Aluminum Straight SBF	\$25.00
AL199	4" x .065 6061 Aluminum Elbow	\$68.75
AL200	4" x .065 6061 Aluminum 45° Bend	\$48.75
AL197	4" x .120 Aluminum 90° Bend	\$58.88
AL196	5" x .065 Aluminum 90° Bend	\$79.44
AL174	3/8" 6061 Aluminum Dowl SBF	\$9.58
430-03	5/8" 6061 Aluminum Dowl SBF	\$10.24
430-04	7/8" 6061 Aluminum Dowl SBF	\$2.80
430-01	2" x .125 Aluminum SBF	\$7.00
AL187	3/8" Aluminum Line SBF	\$1.30



SBF = Sold by the foot

ALUMINUM SHEET

177-00	Cut Charge, per cut	\$2.00
177-02	.040 3003 Aluminum Sheet SBF - max size 5' x 10'	\$4.44
177-01	.050 3003 Aluminum Sheet SBF - max size 4' x 12'	\$3.80
177-05	.063 3003 Aluminum Sheet SBF - max size 4' x 12'	\$4.86
177-04	.090 3003 Aluminum Sheet SBF - max size 4' x 10'	\$4.94
177-03	.125 6061 Aluminum Plate SBF - max size 4' x 12'	\$8.00