


VPRC is "Builder-Friendly" when it comes to providing the basics to build a quality race car at home. Look to us for your tubing, flat stock, aluminum sheet and steel sheet needs. We stock in volume to keep your cost low. VPRC stocks a wide variety of DOM, Mild Steel and Chrome Moly tubing. If you don't see the size you want, call us! We'll custom order.

STEEL PLATE & FLAT STOCK

119-17	3/4" x .125" MS Flat Stock SBF
119-00	1" x .125" MS Flat Stock SBF
119-01	1-1/2" x .189" MS Flat Stock SBF
119-02	1-1/2" x .250" MS Flat Stock SBF
119-23	2" x .125" MS Flat Stock SBF
119-03	2" x .189" MS Flat Stock SBF
119-08	2-1/2" x .189" MS Flat Stock SBF
119-15	3" x .125" MS Flat Stock SBF
119-26	3" x .250" MS Flat Stock SBF
119-16	4" x .125" MS Flat Stock SBF
119-04	4" x .189" MS Flat Stock SBF
119-09	4" x .250" MS Flat Stock SBF
119-18	6" x .125" MS Flat Stock SBF
119-24	2" x .250" CM Plate SBF
119-14	4" x .125" CM Plate SBF
119-11	4" x .189" CM Plate SBF
119-13	6" x .125" CM Plate SBF
119-12	12" x .250" CM Plate SBF
119-06	18" x 36" x .125" 4130 Strip SBF
119-06A	18" x 72" x .125" 4130 Strip SBF
119-06B	36" x 72" x .125" 4130 Strip SBF
119-07	18" x 36" x .063" 4130 Strip SBF
119-10	18" x 36" x .050" 4130 Strip SBF
119-22	1/8" Cold Rolled Steel Plate SBF - max size 4' x 10'
119-27	6" x .250" CM "N" Steel Strip SBF
119-21A	1-1/4" wide x 1/8" thick 304 Stainless Steel Flat Stock SBF
119-21B	1-1/2" x .090 Stainless Steel Flat Stock SBF

STEEL SHEET

178-01	20 ga. Sheetmetal SBF - max size 4' x 8'
178-02	22 ga. Sheetmetal SBF - max size 4' x 10'



CHROME MOLY BAR

410-40	1/2" Solid CM SBF
410-44	3/8" Solid CM SBF

SBF = Sold by the foot



Raw Materials


4130 CHROME MOLY TUBING

410-25	1/4" .035 CM SBF
410-001	1/4" .049 CM SBF
410-26	3/8" .035 CM SBF
410-002	3/8" .049 CM SBF
410-23	3/8" .058 CM SBF
410-27	1/2" .035 CM SBF
410-29	1/2" .049 CM SBF
410-00	1/2" .058 CM SBF
410-24	1/2" .095 CM SBF
410-46	5/8" .049 CM SBF
410-015	5/8" .058 CM SBF
410-13	5/8" .120 CM SBF
410-28	3/4" .049 CM SBF
410-01	3/4" .058 CM SBF
410-33	3/4" .065 CM SBF
410-22	3/4" .188 CM SBF
410-02	7/8" .058 CM SBF
410-34	7/8" .065 CM SBF
410-19	7/8" .120 CM SBF
410-37	1" .049 CM SBF
410-03	1" .058 CM SBF
410-15	1" .120 CM SBF
410-47	1-1/8" .049 CM SBF
410-05	1-1/8" .058 CM SBF
410-21	1-1/8" .120 CM SBF
410-38	1-1/4" .049 CM SBF
410-06	1-1/4" .058 CM SBF
410-17	1-1/4" .065 CM SBF
410-07	1-1/4" .095 CM SBF
410-08	1-1/4" .120 CM SBF
410-09	1-3/8" .058 CM SBF
410-43	1-3/8" .065 CM SBF
410-099	1-3/8" .095 CM SBF
410-16	1-3/8" .120 CM SBF
410-41	1-1/2" .049 CM SBF
410-10	1-1/2" .058 CM SBF
410-11	1-1/2" .065 CM SBF
410-35	1-1/2" .095 CM SBF
410-14	1-1/2" .120 CM SBF
410-12	1-5/8" .083 CM SBF
410-36	1-5/8" .095 CM SBF
410-39	1-3/4" .083 CM SBF
410-30	1-3/4" .120 CM SBF
410-20	1-3/4" .156 CM SBF
410-32	2" .049 CM SBF
410-31	3-1/2" .250 CM SBF

**QUANTITY DISCOUNTS
AVAILABLE,
CALL FOR DETAILS.**

RECTANGLE TUBING

430-06	1" x 1" x .083 MS Square SBF
430-02	2" x 3" x .083 MS Rectangle SBF
430-05	2" x 4" x .083 MS Rectangle SBF
430-08	2" x 2" x .083 MS Square SBF
430-07	2" x 6" x .083 MS Rectangle SBF
430-11	6" x 4" x .250 MS Rectangle SBF
430-09	2" x 6" x .188 A500 Carbon Rectangle SBF
430-10	1-1/2" 16 Ga MS Square SBF



HREW MILD STEEL TUBING

420-01	3/4" .120 MS SBF
420-02	1" .120 MS SBF
420-03	1-1/4" .120 MS SBF
420-04	1-1/2" .134 MS SBF
420-05	1-5/8" .134 MS SBF
420-06	1-3/4" .134 MS SBF
420-07	7" .075 MS SBF



DOM TUBING

400-10	3/4" .120 DOM SBF
400-11	3/4" .134 DOM SBF
400-07	3/4" .188 DOM SBF
410-18	7/8" .156 DOM SBF
400-08	7/8" .188 DOM SBF
400-03	1" .134 DOM SBF
410-04	1" .156 DOM SBF
400-05	1-1/4" .134 DOM SBF
400-12	1-3/4" .250 DOM SBF
400-14	2-1/8" .156 DOM SBF
400-15	2-1/2" .120 DOM SBF
400-13	3" .250 DOM SBF
400-06	3-1/4" .250 DOM SBF

STAINLESS STEEL TUBING

410-45	4-1/2" Stainless Steel 90° Bend
410-42	1-1/4" .058 Stainless Steel Tube SBF

TUBING SERVICES

400-00	Cut Charge, per cut
400-000	Bend Charge, per bend



STREAMLINE TUBING

440-01	1.685" x .714" x .049 SBF
440-02	2.023" x .857" x .065 SBF
440-03	2.360" x 1" x .058 SBF
444-04	1.012 M SBF
440-05	1.349" x .571" x .049 SBF



SBF = Sold by the foot

Raw Materials

TITANIUM TUBING

450-12	1/4" .028 Titanium SBF
450-01	1/2" .035 Titanium SBF
450-11	3/8" .042 Titanium SBF
450-16	1/2" .049 Titanium SBF
450-04	3/4" .052 Titanium SBF
450-17	1-3/4" .053 Titanium SBF
450-15	5/8" .054 Titanium SBF
450-05	7/8" .061 Titanium SBF
450-18	1/2" .065 Titanium SBF
450-07	1-1/8" .065 Titanium SBF
450-09	1-1/4" .065 Titanium SBF
450-23	1-3/8" .065 Titanium SBF
450-06	1" .070 Titanium SBF
450-29	1" .088 Titanium SBF
450-10	1-1/4" .090 Titanium SBF
450-28	1.300 .150 x 1" ID Titanium SBF
450-26	7/8" .160 Titanium SBF
450-33	1-1/2" .125 Titanium SBF
450-27	1-1/2" .054 Titanium Tube (sold by inch)

**QUANTITY
DISCOUNTS
AVAILABLE,
CALL FOR
DETAILS.**

TITANIUM SHEET

450-19	12" x 12" x .125" Titanium Sheet SBF
450-22	.050 Grade 2 Titanium Sheet SBF
450-24	.035 Grade 2 Titanium Sheet SBF
450-25	.028 Grade 2 Titanium Sheet SBF

TITANIUM BAR

450-13	3/4" Grade 9 Titanium Bar SBF
450-20	1/2" Grade 5 Titanium Bar SBF
450-21	5/8" Grade 5 Titanium Bar SBF

TITANIUM PLATE & FLAT STOCK


119-28	12" x 12" x .065 Titanium Expanded Metal .250 Diamond Size (sold by inch)
--------	--

ALUMINUM TUBING & STOCK

430-015	1/4" x .035 5052 Aluminum SBF
AL180	3/4" x .058 6061 Aluminum SBF
AL181	3/4" x .125 6061 Aluminum SBF
AL177	1" x .058 6061 Aluminum SBF
AL178	1-1/4" x .058 6061 Aluminum SBF
AL179	1-3/8" x .058 6061 Aluminum SBF
AL175	1-1/2" x .058 6061 Aluminum SBF
AL176	1-5/8" x .058 6061 Aluminum SBF
AL185	2-1/2" x .125 6061 Aluminum SBF
AL192	3" x .065 6061 Aluminum U-Bend SBF
AL195	3" x .065 6061 Aluminum 45° Bend SBF
AL193	3" x .065 6061 Aluminum Elbow SBF
AL194	3" x .065 6061 Aluminum Straight SBF
AL188	3-1/2" x .065 6061 Aluminum U-Bend SBF, 4-1/2" Radius
AL190	3-1/2" x .065 6061 Aluminum Straight SBF
AL189	4" x .065 6061 Aluminum U-Bend SBF
AL191	4" x .065 6061 Aluminum Straight SBF
AL199	4" x .065 6061 Aluminum Elbow
AL200	4" x .065 6061 Aluminum 45° Bend
AL197	4" x .120 Aluminum 90° Bend
AL196	5" x .065 Aluminum 90° Bend
AL174	3/8" 6061 Aluminum Dowl SBF
430-03	5/8" 6061 Aluminum Dowl SBF
430-04	7/8" 6061 Aluminum Dowl SBF
430-01	2" x .125 Aluminum Tube SBF
AL187	3/8" Aluminum Line SBF

ALUMINUM SHEET

177-00	Cut Charge, per cut
177-02	.040 3003 Aluminum Sheet SBF - max size 5' x 10', one side vinyl
177-01	.050 3003 Aluminum Sheet SBF - max size 4' x 12', one side vinyl
177-05	.063 3003 Aluminum Sheet SBF - max size 4' x 12', one side vinyl
177-04	.090 3003 Aluminum Sheet SBF - max size 4' x 10'
177-03	.125 6061 Aluminum Sheet SBF - max size 4' x 12'



SBF = Sold by the foot