

Sportsman Section

REAR FRAME SECTIONS

Our rear frame sections are built and welded here at the shop so all critical alignment is accurate and ready for all components. Made from 2" x 3" rectangle or 1-5/8" round mild steel tubing and fully bracketed out for 4-Link or Ladder Bars and shocks. Built to be universal and will work with any body style, this is a lower cost method for back-halving your car. All of our components are a direct bolt on for ease of finishing with your project at home yourself.



520-20CU	20" Set Back 4-Link Round Tube Welded
520-24CU	24" Set Back 4-Link Round Tube Welded
520-28CU	28" Set Back 4-Link Round Tube Welded
521-18CU	18" Set Back 4-Link 2" x 3" Tube Welded
521-20CU	20" Set Back 4-Link 2" x 3" Tube Welded
521-24CU	24" Set Back 4-Link 2" x 3" Tube Welded
521-28CU	28" Set Back 4-Link 2" x 3" Tube Welded
522-LBCU	Ladder Bar Round Tube Welded
523-LBCU	Ladder Bar 2" x 3" Tube Welded

SB = Set Back

The distance from the rear face of main cross member to the center line of the rear.

OUR SPORTSMAN SECTION IS GREAT FOR BRACKET CAR AND SPORTSMAN LEVEL RACERS.

THIS SECTION INCLUDES A COMPLETE LINE OF SUSPENSION AND CHASSIS COMPONENTS DESIGNED FOR THE DO-IT-YOURSELF RACER. ECONOMICAL FOR THE LOWER BUDGET RACER.



Both examples shown welded with optional 4-Link Shocks and Rear Housing



SUB FRAME KITS

Our Frame Kits are designed to be easy to install and meet NHRA specifications. Made from 2" x 3" rectangle or 1-5/8" round mild steel tubing.

86-011A	2" x 3" Ladder Bar Rear Frame Rails, pair
86-01A	2" x 3" 4-Link Rear Frame Rails, pair
86-022A	1-5/8" Round Ladder Bar Rear Frame Rails, pair
86-02AA	20" Set Back 1-5/8" Round 4-Link Rear Frame Rail, pair
86-02BA	24" Set Back 1-5/8" Round 4-Link Rear Frame Rail, pair
86-03A	2" x 3" Sub Frame Connectors, pair



86-03A



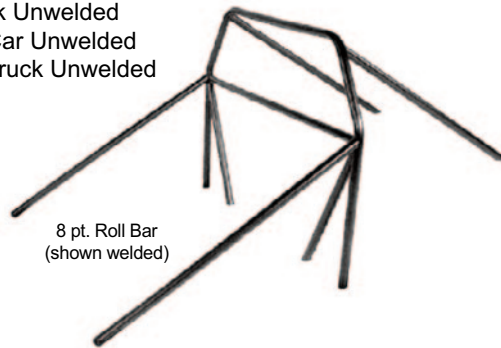
86-02AA 86-02BA

ROLL BARS AND CAGES

Our Roll Bars and Cages meet SFI and NHRA specifications and are designed and built to fit body tightly. Available for all popular body styles, custom kits are also available, call and speak with our sales staff to discuss your needs. Available in Mild Steel or Chrome Moly.

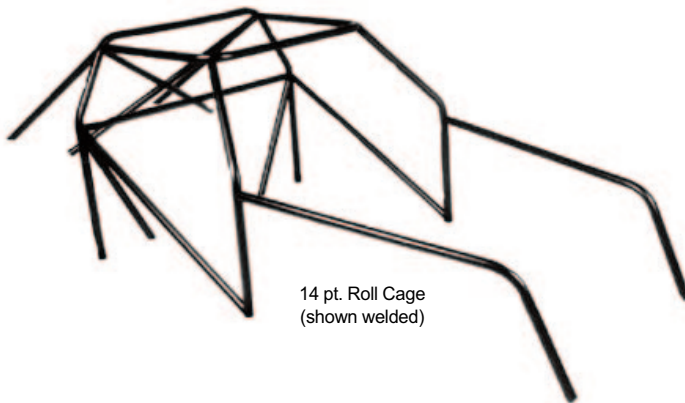
8 PT. ROLL BARS

- 504-CU Mild Steel - Car Unwelded
- 504-TU Mild Steel - Truck Unwelded
- 509-CU Chrome Moly - Car Unwelded
- 509-TU Chrome Moly - Truck Unwelded
- 85-06K Foundation Kit



14 PT. ROLL CAGES


- 507-CU Mild Steel - Car Unwelded
- 507-TU Mild Steel - Truck Unwelded
- 508-CU Chrome Moly - Car Unwelded
- 508-TU Chrome Moly - Truck Unwelded
- 516-CU Mild Steel w/ Tub Hoop - Car Unwelded
- 517-CU Chrome Moly w/ Tub Hoop - Car Unwelded



ROLL BAR PADDING

Count on VPRC to keep you safe and comfortable on your ride with our roll bar padding. Special closed cell foam progressively absorbs shock without absorbing moisture and is flame retardant. SFI-Legal padding is very flexible and comes in 1/2", 3/4", and 1" thicknesses.

- 176-01 Jaz Roll Bar Padding, 3 ft
- 176-02 Jaz 1/2" SFI Roll Bar Padding, 3 ft
- SAF-28 Custom Padding for Roll Cage



12 PT. ROLL CAGES

- 505-CU Mild Steel - Car Unwelded
- 505-TU Mild Steel - Truck Unwelded
- 506-CU Chrome Moly - Car Unwelded
- 506-TU Chrome Moly - Truck Unwelded
- 514-CU Mild Steel w/ Tub Hoop - Car Unwelded
- 515-CU Chrome Moly w/ Tub Hoop - Car Unwelded

FUNNY CAR CAGES

- 518-CU Mild Steel Funny Car Cage Kit
- 519-CU Chrome Moly Funny Car Cage Kit



176-01 - black, silver, red,
yellow, orange or blue



176-02 - blue, black or red

MAIN CROSS MEMBER

This could be the best engineered Cross Member on the market! With a built-in driveshaft loop joined with 2" x 3" x .083 tubing, this Cross Member goes from rocker to rocker to tie your car together from side to side. It also gives a great place to land main hoop and frame connectors. The rearward side can be placed so you can mount ladder bar front brackets to it.

- 29-02K Front Ladder Bar Cross Member w/ Mounts
- 29-03K Front Ladder Bar Mounts w/ Hardware
- VAN-155A Round Tube Dropped Cross Member, Chrome Moly



29-02K



VAN-155A

FRONT END KITS

When it comes adding a front frame and suspension to your race car, we offer A-frame or Strange strut front frame units, jig welded or unwelded. Both are constructed from 2" x 3" mild steel tubing or 1-5/8" round mild steel tubing and come with upper roll cage supports. This is an effective way to lose some weight from your race car and also let you lower the front end for better aerodynamics.

- 55-001 Front Jig Welded Frame Unit
- 55-002K Front Frame Unit, Unwelded
- 55-003K Upper A-Frame w/ Hardware
- 55-004K Lower A-Frame w/ Hardware
- 55-007 Mustang II Spindles, pair
- 55-115K Upper A-Frame Outlaw 10.5, 93-04 Camaro
- 55-116K Lower A-Frame Outlaw 10.5, 93-04 Camaro
- 55-017K Front Sub-Frame Kit, Unwelded
- 55-018K RH & LH Upper Control Arm Kit, Unwelded
- 55-019K RH & LH Lower Control Arm Kit, Unwelded

WISHBONE

Our Wishbone is to be used with 4-Link suspension to hold the rear centered. Our Wishbone allows vertical free movement and easy third member removal. Constructed from 1" x .058 and 7/8" x .058 chrome moly tubing with 1/2" and 5/8" heim ends. Comes complete with all hardware.

- 71-04K Wishbone Kit, Welded
- 71-10K Wishbone Kit, Unwelded



SUSPENSION LIMITERS

We offer front end suspension limiters for A-frame or strut configurations. Adjustable and easy to install.

- 33-17K A-Arm Limiters
- 33-18K Strut Limiters



**WE SHIP
DO-IT-YOURSELF PACKAGES
DOMESTICALLY
AND INTERNATIONALLY.**



Welded Chassis or Unwelded Chassis Kit



Custom-fit Fiberglass or Carbon Fiber Body

STANDARD 4-LINK

VPRC's Standard 4-Link features laser-cut housing and chassis brackets. Directly threaded 1" x .156 DOM tubing and threaded LH and RH for quick and easy adjustment. Hex welded to link for easy turning and adjusting. Comes complete with all hardware.


- 27-02AK 20" Set Back Standard 4-Link Kit
- 27-02BK 24" Set Back Standard 4-Link Kit
- 27-02CK 28" Set Back Standard 4-Link Kit
- 27-04AK1 20" Set Back Standard 4-Link Kit w/ Adj Shock Mounts
- 27-04BK1 24" Set Back Standard 4-Link Kit w/ Adj Shock Mounts
- 27-04CK1 28" Set Back Standard 4-Link Kit w/ Adj Shock Mounts
- 27-05AK1 20" Set Back Standard 4-Link Kit w/ Adj. Shock Mounts and Poly Ends
- 27-05BK1 24" Set Back Standard 4-Link Kit w/ Adj. Shock Mounts and Poly Ends
- 27-05CK1 28" Set Back Standard 4-Link Kit w/ Adj. Shock Mounts and Poly Ends
- 27-002AK 20" Set Back Standard 4-Link Tubes w/ Heim Ends and Bolts
- 27-002BK 24" Set Back Standard 4-Link Tubes w/ Heim Ends and Bolts
- 27-002CK 28" Set Back Standard 4-Link Tubes w/ Heim Ends and Bolts




27-002 Kits



27-02 Kits



27-04 Kits



27-05 Kits

LADDER BARS

VPRC offers custom length Ladder Bars for different wheelbase and engine set back for the best weight-transfer gain. We also offer the commonly used 32" and 34" Ladder Bars. All of our Ladder Bars are fully jigged and welded 1" OD x .156 DOM tubing, directly threaded. Complete with CNC laser-cut housing brackets, 4 solid 3/4" x 5/8" rod ends, and 2-3/4" x 3/4" heim ends in either chrome moly or mild steel 3-piece heims. Ladder Bars are sold in pairs and come complete with all hardware. Available in Adjustable or Standard.


- 26-03K 32" Standard Ladder Bars w/ Mild Steel Heim Ends
- 26-05K 34" Standard Ladder Bars w/ Mild Steel Heim Ends
- 26-09K 32" Adjustable Ladder Bars w/ Mild Steel Heim Ends
- 26-11K 34" Adjustable Ladder Bars w/ Mild Steel Heim Ends

- 26-04K 32" Standard Ladder Bars w/ Chrome Moly Heim Ends
- 26-06K 34" Standard Ladder Bars w/ Chrome Moly Heim Ends
- 26-10K 32" Adjustable Ladder Bars w/ Chrome Moly Heim Ends
- 26-12K 34" Adjustable Ladder Bars w/ Chrome Moly Heim Ends

- 26-14K Ladder Bar Safety Kit
- 26-15 Leaf Spring Floater Kit
- 1111-80 Ladder Bar Adjuster




26-14K



Standard Ladder Bars w/ Heim Ends



1111-80



Adjustable Ladder Bars w/ Heim Ends

TRANSMISSION MOUNTS

We offers two styles of Universal Transmission Cross Members. One is for stock chassis application, good for Pro Street and Bracket cars alike. The second is for full-tube chassis Doorslammers.

- 40-01K Universal Mild Steel Transmission Cross Member w/ Mount
- 40-08K Universal Chrome Moly Transmission Cross Member w/ Mount
- 40-02K Full Tube Transmission Cross Member w/ Mount
- 40-05 Transmission Mount for Powerglide Transmission
- 40-06 Transmission Mount for Turbo 400 Transmission
- 40-07K Bolt Kit for Transmission Mount
- 40-09 Anchor Transmission Mount



40-01K

CROSS LINKS

Our Cross Links keep the rear end centered in the chassis without side-to-side movement like the outdated Panhard Bar. Utilizing 7/8" x .058 Chrome Moly tubing and 1/2" 3-piece heim ends. Complete with all hardware.

- 71-03AK Cross Link Kit for 4-Link
- 71-03BK Cross Link Kit for Ladder Bar
- 71-05K Panhard Bar w/ Hardware



71-03AK



71-03BK



71-05K

LOWER REAR SHOCK MOUNTS

This is VPRC's Shock Mount Kit for Pro full tube race cars where no ride height adjustment in the mount is needed. Comes complete with all hardware.



- 18-02K Lower Shock Mounts

LOWER ADJUSTABLE REAR SHOCK MOUNTS

Our Adjustable Shock Mounts are made to provide ride height adjustment up to 4". Recommended for use in Pro Street and Bracket race cars. Comes complete with hardware.

- 18-01K Lower Adjustable Shock Mount Kit



18-01K

UPPER SHOCK MOUNTS

Our Upper Shock Mount Kit comes complete with tabs, Cross Member, and hardware. Excellent when adding coil-overs to any car.

- 59-01K Universal Upper Shock Mount Kit



59-01K